




SPARTAN

Model 2001 Smart Cart Double Shaft Installation Instructions



Spartan Tool L.L.C.
800.435.3866
www.spartantool.com




Model 2001 Smart Cart Double Shaft Installation Instructions




The double shaft purchased separately or with a new smart cart must be mated to your Spartan 2001 unit. In order to mate it with your 2001 unit, a dowel hole must be drilled into the double shaft to utilize the lockpin that secures the unit to the smart cart.

Installation



Frame Hub

Fig. 1




Double Shaft Assembly
(Shown assembled onto a 2001 Smart Cart)

Fig. 2



Fig. 3

1. Position the Smart Cart with the attached double shaft assembly to the the 2001 frame hub.



Model 2001 Smart Cart Double Shaft Installation Instructions



Tools Required:

- Drill
- 17/64" drill
- (Electrical tape & ruler) or (calipers)
- Deburring Tools

2. With the double shaft assembly fully inserted into 2001 frame hub, drill a 17/64" hole into the double shaft while the shaft is inside the unit. **Do not drill completely through the shaft as it will weaken it structurely and could shear off during use.** The hole depth should be drilled 7/16" into the shaft. After the hole is started, remove the Smart Cart from the unit and finish drilling the double shaft to the proper depth.




Fig. 4

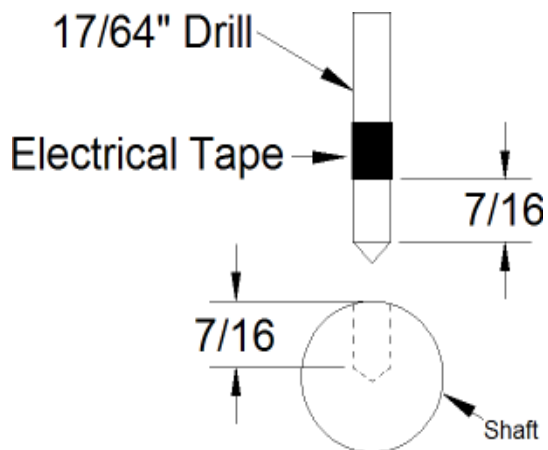


Fig. 6

Two methods can be used for drilling the to the correct depth. One would be to measure & place electrical tape 7/16" from the end of the drill as down in Fig. 6 and use this as the guide to drill to the correct depth. The other method would be to use calipers to measure the hole depth.

3. Deburr the drilled out hole and remove and debris from the unit's frame hub. Next reinsert the Smart Cart into the frame and insert the locking pin into the hub to secure the Smart Cart into the frame. Now your Spartan 2001 unit is ready to be transported.



Fig. 6 Locking Pin



Spartan Tool, L.L.C.

1506 West Division
Mendota, IL 61342
800/435-3866

WWW.SPARTANTOOL.COM